

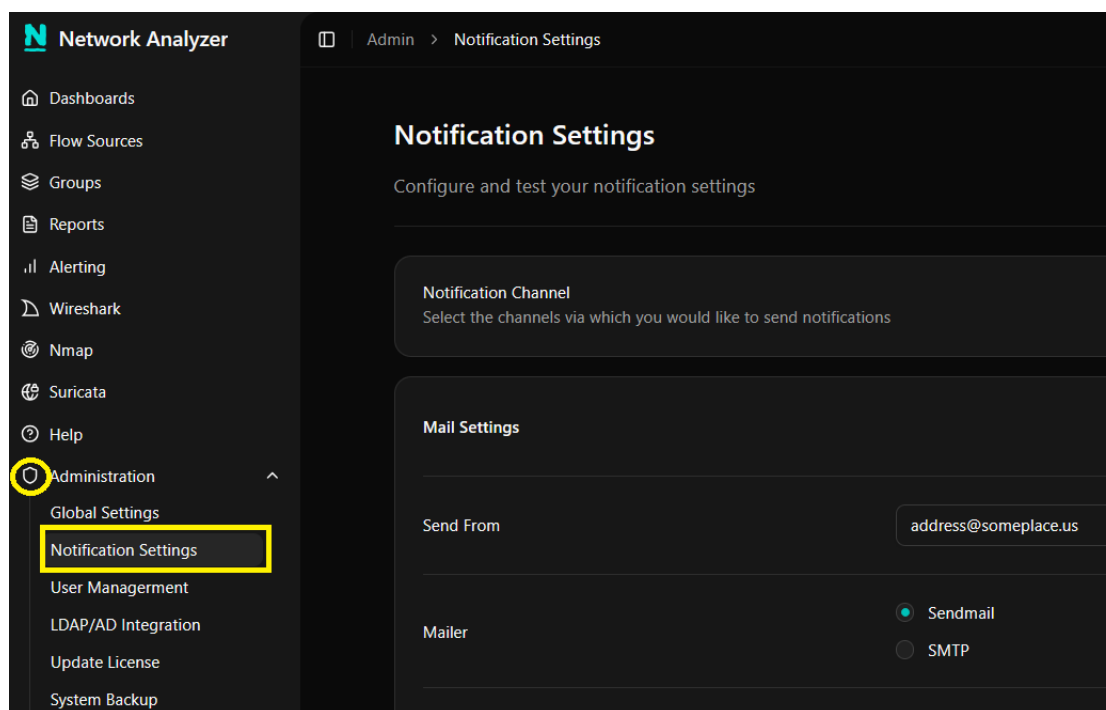
How To Configure Email Sending In Nagios Network Analyzer 2026

Purpose

This document describes how to configure your email notification settings in Nagios Network Analyzer 2026.

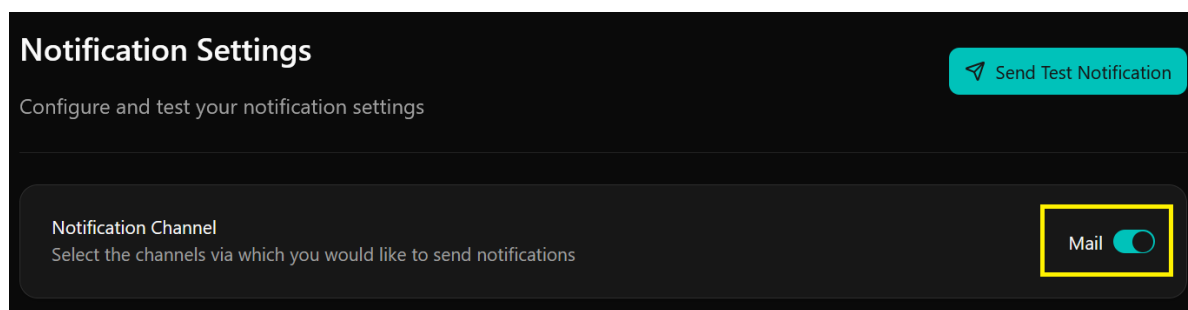
Navigation

To access your email settings, navigate to **Administration > Notification Settings**.



Activating Email Notifications

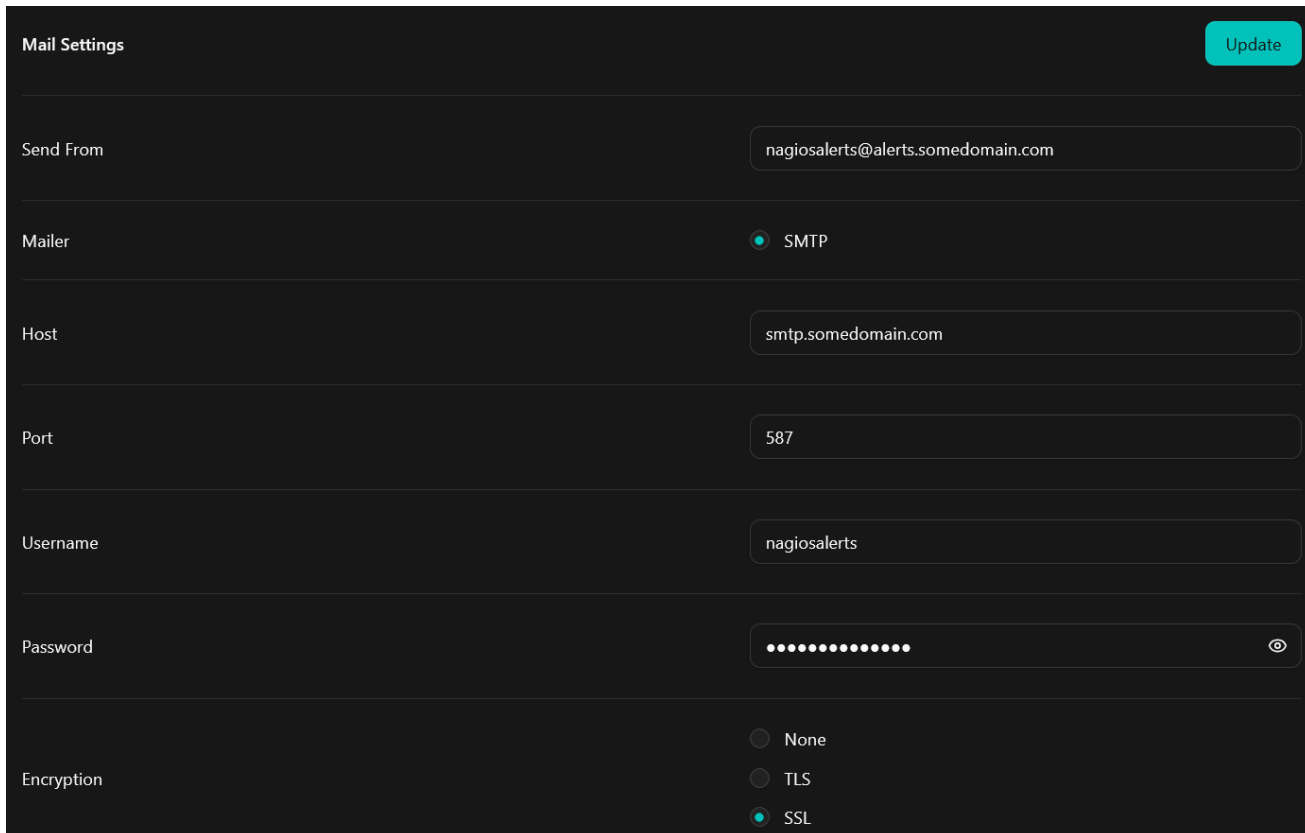
To enable email notifications, switch on the **Mail** toggle in the top **Notification Channel** section.



How To Configure Email Sending In Nagios Network Analyzer 2026

Mail Settings

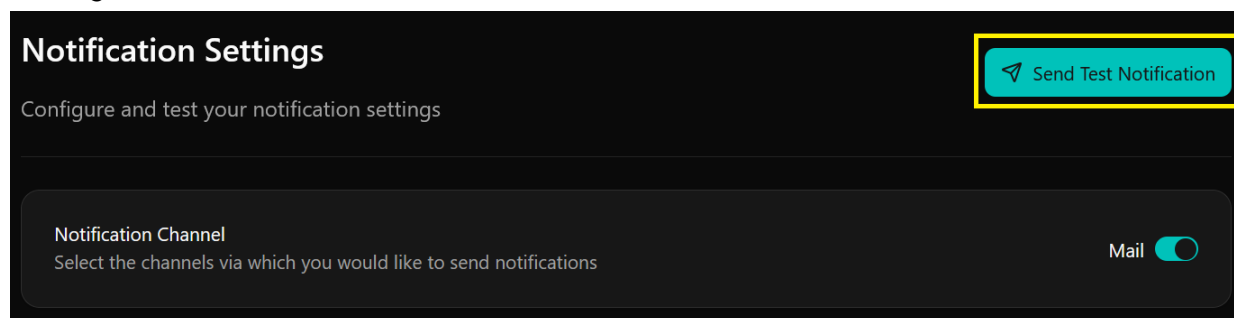
In the Mail Settings section, add the SMTP settings for the account you'd like to use to send notifications, and click the **SMTP** checkbox in the **Mailer** section.



The screenshot shows the 'Mail Settings' configuration page. At the top left is the title 'Mail Settings' and at the top right is an 'Update' button. The form contains several fields: 'Send From' with the value 'nagiosalerts@alerts.somedomain.com', 'Mailer' with a radio button selected for 'SMTP', 'Host' with the value 'smtp.somedomain.com', 'Port' with the value '587', 'Username' with the value 'nagiosalerts', and 'Password' which is masked with dots and has an eye icon to toggle visibility. At the bottom, the 'Encryption' section has three radio buttons: 'None', 'TLS', and 'SSL', with 'SSL' being the selected option.

Sending a Test Email

To test your mail settings, click the Send Test Notification button on the upper right of the Notification Settings menu.



The screenshot shows the 'Notification Settings' configuration page. At the top left is the title 'Notification Settings' and at the top right is a 'Send Test Notification' button, which is highlighted with a yellow rectangle. Below the title is the subtitle 'Configure and test your notification settings'. The main section is titled 'Notification Channel' with the instruction 'Select the channels via which you would like to send notifications'. On the right side of this section, there is a 'Mail' toggle switch that is currently turned on.

How To Configure Email Sending In Nagios Network Analyzer 2026

Alerting in Network Analyzer

To learn more about setting up alerts in Network Analyzer that can be set to send email notifications, you can refer to this document:

[Understanding Alerting in Network Analyzer 2026](#)

Finishing Up

This completes the documentation on how to configure email sending in Nagios Network Analyzer 2026. If you have additional questions or other support-related questions, please visit us at our Nagios Support Forum, Nagios Knowledge Base, or Nagios Library:

[Visit Nagios Support Forum](#)

[Visit Nagios Knowledge Base](#)

[Visit Nagios Library](#)