

How To Setup Discord Notifications With Nagios XI

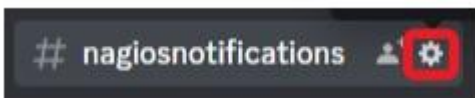
Purpose

This document describes how to setup Discord notifications with Nagios XI.

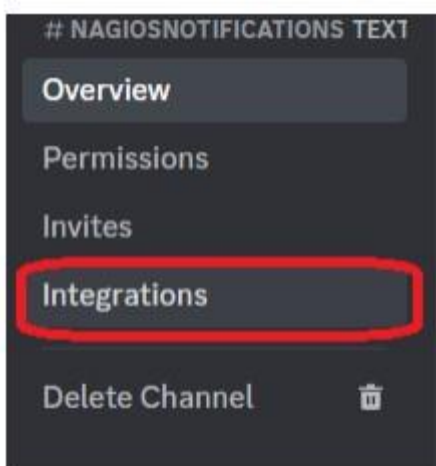
Discord Notification Setup

Before you can use the Discord Notifications configuration wizard, you must first follow the setup steps described below.

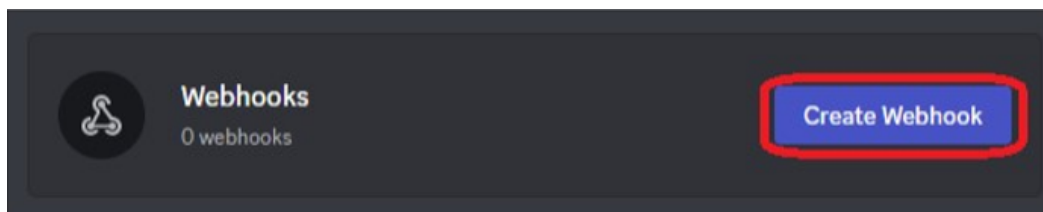
1. From a channel on the discord server that you want Nagios XI to send notifications to, select the gear icon to enter channel settings.



2. From the **Settings** menu, select **Integrations**.

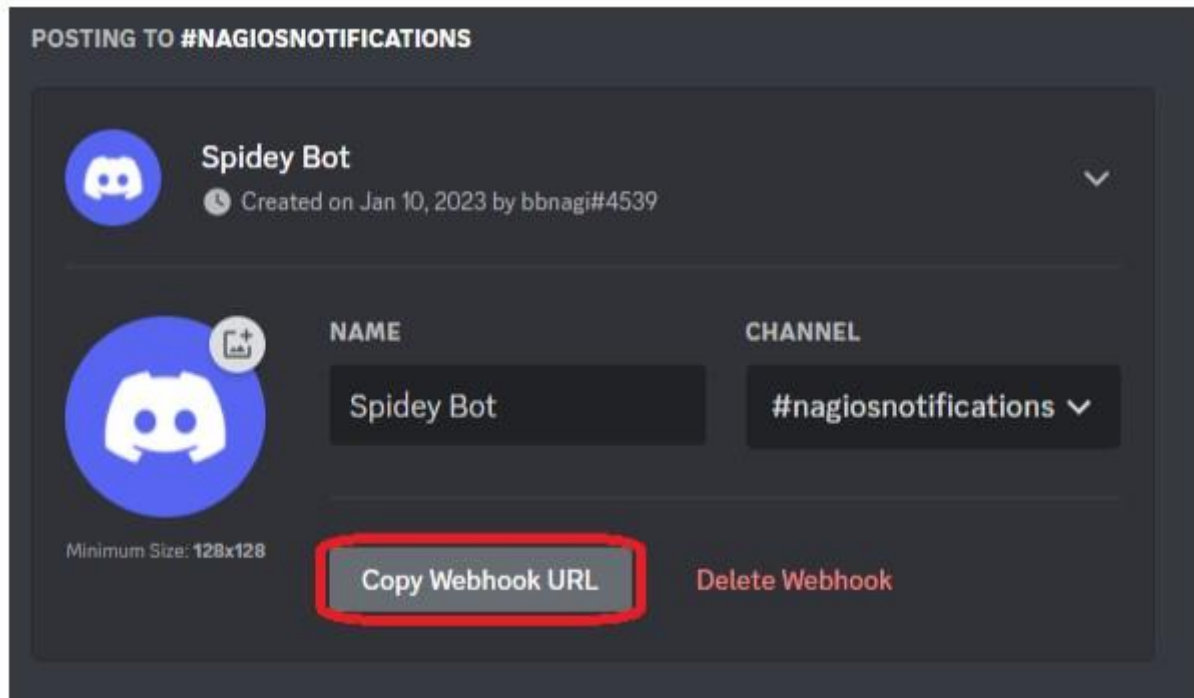


3. Create a webhook



How To Setup Discord Notifications With Nagios XI

4. Choose the channel you would like to send these notifications to and copy the webhook URL for use in the wizard.



Finishing Up

This completes the documentation on how to setup discord notifications with Nagios XI. If you have additional questions or other support-related questions, please visit us at our Nagios Support Forum, Nagios Knowledge Base, or Nagios Library:

[Visit Nagios Support Forum](#)

[Visit Nagios Knowledge Base](#)

[Visit Nagios Library](#)