

Integrating MNTOS with Nagios XI 2024

Automated Installation

To install MNTOS, begin by establishing a terminal session to your server as the root user. Execute the following commands to download the automated installation script to the /tmp directory:

```
cd /tmp
```

```
wget https://assets.nagios.com/downloads/nagiosxi/scripts/NagiosXI-MNTOS-  
install.sh
```

Make the script executable and then execute it:

```
chmod +x NagiosXI-MNTOS-install.sh
```

```
./NagiosXI-MNTOS-install.sh
```

The installation script will perform the following steps for you:

- Install prerequisite packages
- Download and untar MNTOS
- Install the MNTOS software and related system hooks
- Walk you through configuring your contacts and networks

The script is also documented internally if you would like to see its operation in more detail.

Accessing MNTOS


To access your new MNTOS installation, open the following URL in your web browser (replacing <yourserver> with your Nagios or Nagios XI server's address):




<http://<yourserver>/mntos>

You should see a MNTOS dashboard with whatever information you gave for configuring contacts and networks:

MNTOS

Multi Nagios Tactical Overview System
Last check: Thu, 09 Feb 2017 15:15:02 -0500



MAIN OFFICE - ST.PAUL 🟢🟢🟢						CONTACTS FOR ST.PAUL	
	34 up	6 down	0 acknowledged	0 unreachable	4 pending	Manager John Doe	
	8 warnings	146 critical	0 acknowledged	37 unknown	427 ok		
ROSEVILLE BRANCH - ROSEVILLE 🟢						- St.Paul	
	4 up	1 down	0 acknowledged	0 unreachable	0 pending		
	0 warnings	0 critical	0 acknowledged	0 unknown	30 ok		
MINNEAPOLIS BRANCH - MINNEAPOLIS 🟢						- Roseville	
	1 up	0 down	0 acknowledged	0 unreachable	0 pending		
	1 warnings	1 critical	0 acknowledged	0 unknown	12 ok		

MNTOS V 1.0 - Daniel Heldt (c) 2007

CONTACTS FOR ST.PAUL

Manager
John Doe

- St.Paul

Tech Support
Jack Smith

- Roseville

Sysadmin
Mary Jones

- Minneapolis

You have successfully installed MNTOS!