

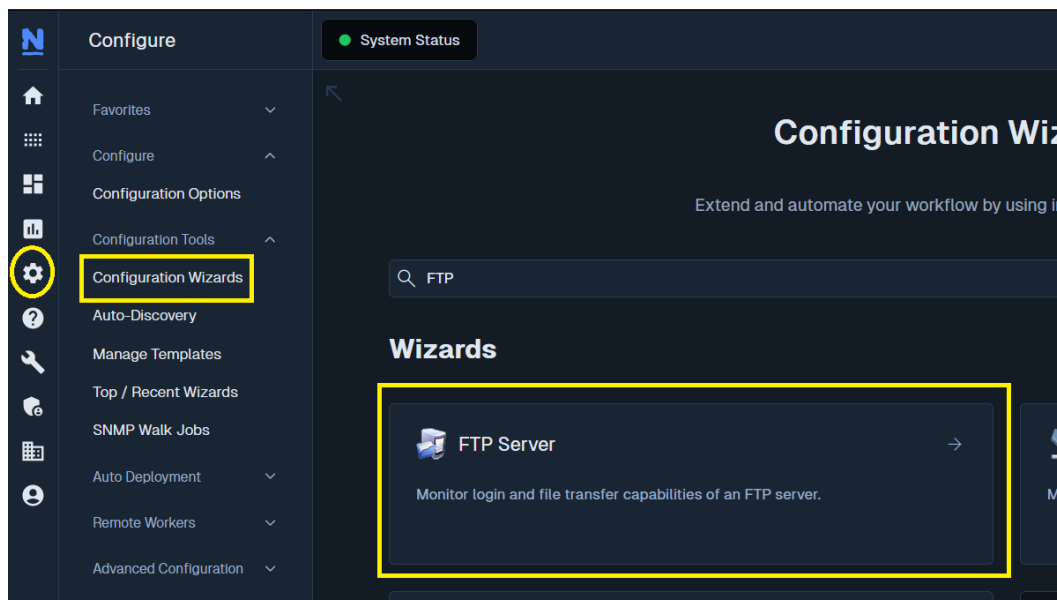
# How To Monitor FTP Servers With Nagios XI 2024 And 2026

## Purpose

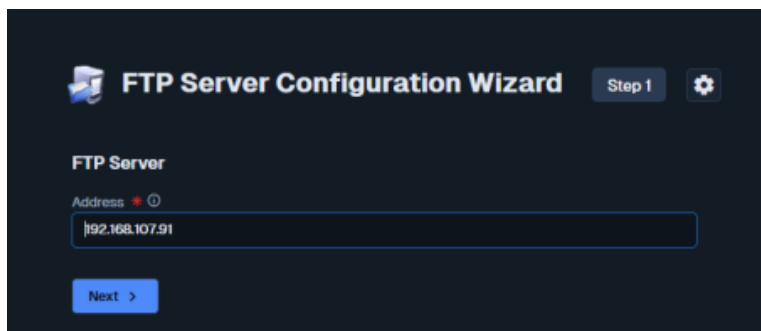
This document describes how to monitor an FTP server with Nagios XI using the FTP Server monitoring wizard.

## Using the FTP Server Wizard

1. To begin using the FTP Server wizard navigate to **Configuration > Configuration Wizards**, and search for 'FTP', and click the **FTP Server** wizard



2. In **Step 1**, enter the IP or FQDN for the FTP server you would like to monitor, then click **Next**.

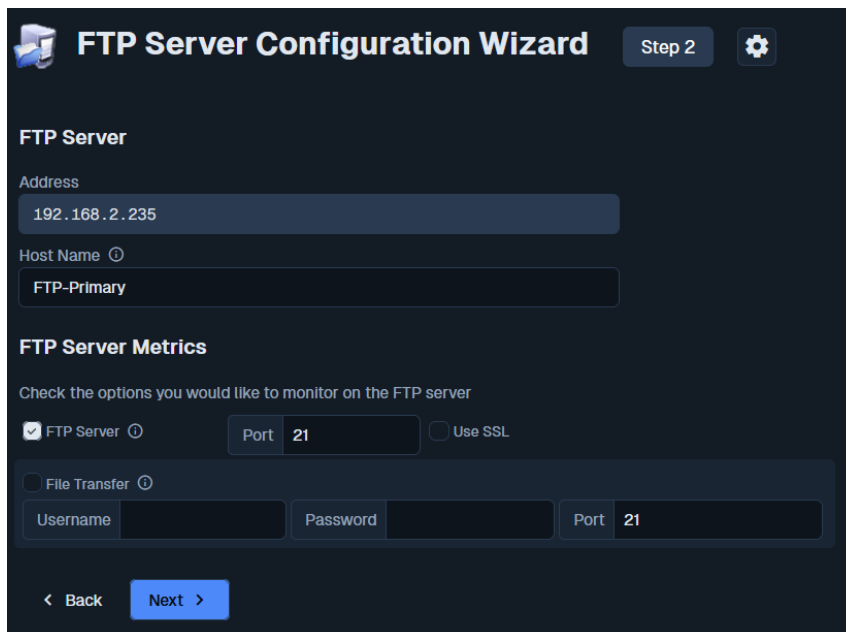


# How To Monitor FTP Servers With Nagios XI 2024 And 2026

3. In **Step 2**, select the checks you'd like to run:

- **Host Name** - This is the name you would like associated with your FTP server in Nagios XI
- **FTP server** - This checks the FTP server to ensure it can be contacted by clients
  - **Port** - FTP is by default on port 21
  - **Use SSL** - If you would like to use SSL
- **File Transfer** - Check the FTP server to ensure a test file can be uploaded and deleted from the root directory.
- **Username and Password** – the Linux system username and password for the file transfer test.

After selecting your checks, click **Next** to proceed.



**FTP Server Configuration Wizard** Step 2

**FTP Server**

Address  
192.168.2.235

Host Name ⓘ  
FTP-Primary

**FTP Server Metrics**

Check the options you would like to monitor on the FTP server

☒ FTP Server ⓘ Port 21 ☐ Use SSL

☐ File Transfer ⓘ

Username Password Port 21

< Back Next >

4. Complete the wizard by choosing the required options in **Step 3 – Step 5**.

To finish up, click on **Finish** in the final step of the wizard. This will create the new host and services and begin monitoring.

Once the wizard applies the configuration, click the **View status details for** link to see the new service that was created.

# How To Monitor FTP Servers With Nagios XI 2024 And 2026

## More Information:

You can learn more about all of the wizard steps and settings here:

[Understanding and Using Config Wizards in Nagios XI](#)

## Finishing Up

This completes the documentation on Monitoring an FTP Server with Nagios XI. If you have additional questions or other support-related questions, please visit us at our Nagios Support Forum, Nagios Knowledge Base, or Nagios Library:

[Visit Nagios Support Forum](#)

[Visit Nagios Knowledge Base](#)

[Visit Nagios Library](#)